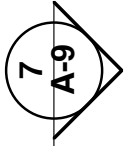


3/8" LONG BASE, 45° ANGLE



SECTION / ELEVATION DETAIL KEYING

Use 1/2" squares and 1/2" diameter circles typically;

Use 3/8" for smaller scale drawings

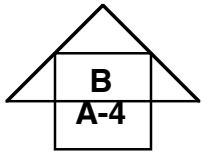
The symbol should not dominate the drawing

Use letters for elevations

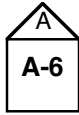
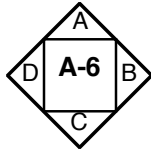
Use numbers for sections

For major elevations and sections, use 14 Point Helvetica medium

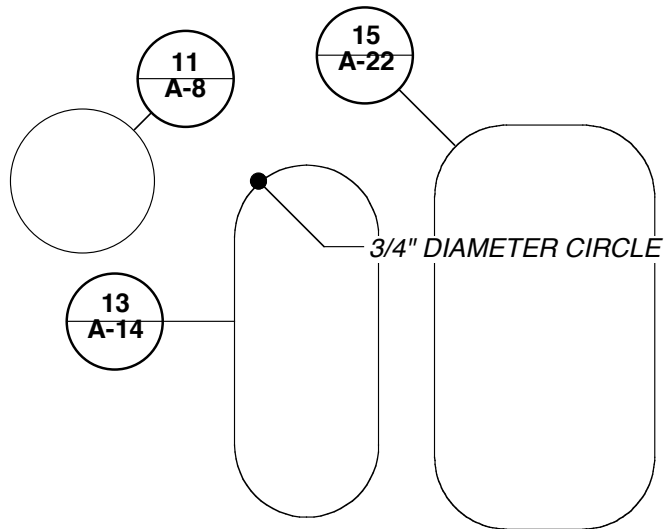
SECTIONS



MAJOR ELEVATION



ROOM / PART ELEVATIONS
USE 3/8" SQUARES



DETAIL / PART PLAN KEYING

BAC

BOSTON ARCHITECTURAL CENTER
320 Newbury Street
Boston • Massachusetts • 02115
617.536.3170 voice
617.536.5829 fax

**Graphic Conventions For
Architectural Drawings - 2**

**BAC TM 632
Architectural Detailing**

Date **September 5, 1996**

Scale **Full Size**